




NUMERAL	CONCEPTO	INICIAL	ADICION		DISMINUCION		PRESUPUESTO DEFINITIVO	COMPROMISOS		OBLIGACIONES		GIROS	
			MAYOR ING	TRASLADO	REDUCCI	TRASLADO		DEL MES	ACUMULADOS	DEL MES	ACUMULADAS	DEL MES	ACUMULADOS
2	GASTOS	31,451,363,483	-	2,732,113,662	-	2,732,113,662	31,451,363,483	2,164,861,499	14,715,507,661	3,256,709,038	6,418,539,675	2,763,851,556	4,525,360,722
21	GASTOS DE FUNCIONAMIENTO	23,384,662,483	-	2,134,557,281	-	2,134,557,281	23,384,662,483	1,477,306,157	10,357,480,504	2,054,956,821	4,465,169,899	1,892,845,001	3,229,019,829
2101	GASTOS DE PERSONAL	16,687,725,329	-	1,623,967,292	-	1,706,743,455	16,604,949,166	1,152,559,507	5,350,967,362	1,288,369,706	2,531,206,256	1,162,043,234	1,387,079,676
210101	Servicios Personales Asociados a la Nomina	1,935,479,571	-	1,269,276,800	-	-	3,204,756,371	736,443,924	1,551,418,438	221,387,803	451,822,336	236,282,822	382,036,664
210101001	Sueldos de Personal Nomina	1,574,127,663	-	1,269,276,800	-	-	2,843,404,463	725,283,986	1,529,687,760	210,733,067	430,596,860	224,667,814	360,811,188
210101001001	Sueldos	1,574,127,663	-	1,269,276,800	-	-	2,843,404,463	725,283,986	1,529,687,760	210,733,067	430,596,860	224,667,814	360,811,188
210101005	Bonificación por Servicios Prestados	54,401,706	-	-	-	-	54,401,706	3,397,149	11,018,849	3,397,149	11,018,849	3,397,149	11,018,849
210101007	Bonificación Especial por Recreación	5,275,252	-	-	-	-	5,275,252	-	-	-	-	-	-
210101013	Horas Extras y Dias Festivos	60	-	-	-	-	60	-	-	-	-	-	-
210101017	Prima de Navidad	137,901,509	-	-	-	-	137,901,509	150,042	150,042	150,042	150,042	150,042	150,042
210101019	Prima de Servicios	86,259,891	-	-	-	-	86,259,891	1,030,412	1,030,412	525,210	525,210	525,210	525,210
210101021	Prima de Vacaciones	46,300,066	-	-	-	-	46,300,066	1,844,570	1,844,570	1,844,570	1,844,570	1,844,570	1,844,570
210101023	Prima o Subsidio de Alimentación	11,033,183	-	-	-	-	11,033,183	842,380	1,608,545	842,380	1,608,545	842,380	1,608,545
210101031	Auxilio de Transporte	15,148,557	-	-	-	-	15,148,557	1,261,416	2,484,019	1,261,416	2,484,019	1,261,416	2,484,019
210101033	Indemnización por Vacaciones	5,031,684	-	-	-	-	5,031,684	2,633,969	3,594,241	2,633,969	3,594,241	3,594,241	3,594,241
210102	Servicios Personales Indirectos	13,900,002,000	-	-	-	1,706,743,455	12,401,500	124,401,500	3,349,300,569	990,905,766	1,925,989,383	850,127,762	854,864,462
210102003	Honorarios Profesionales	11,000,000,000	-	-	-	1,706,743,455	9,293,256,545	55,716,500	2,474,651,717	722,907,954	1,383,943,058	578,876,618	583,188,618
210102003001	Asistenciales	10,500,000,000	-	-	-	1,706,743,455	8,793,256,545	51,116,500	2,393,206,325	689,259,490	1,331,046,130	553,128,154	557,440,154
210102003002	Administrativos	500,000,000	-	-	-	-	500,000,000	4,600,000	81,445,392	33,648,464	52,896,928	25,748,464	25,748,464
210102009	Remuneración por Servicios Técnicos	2,900,000,000	-	-	-	-	2,900,000,000	68,685,000	874,648,872	267,997,812	542,046,325	271,251,144	271,675,844
210102009001	Asistenciales	1,800,000,000	-	-	-	-	1,800,000,000	14,625,000	474,475,000	146,990,250	304,916,500	158,557,500	158,557,500
210102009002	Administrativos	1,100,000,000	-	-	-	-	1,100,000,000	54,060,000	400,173,872	121,007,562	237,129,825	112,693,644	113,118,344
210102011	Remuneración de Aprendices	1,000	-	-	-	-	1,000	-	-	-	-	-	-
210102098	Otros Servicios Personales Indirectos	1,000	-	-	-	-	1,000	-	-	-	-	-	-
210103	Contribuciones Inherentes a la Nómina	852,243,758	-	354,690,492	-	-	1,206,934,250	291,714,083	450,248,335	76,076,137	153,394,537	75,632,650	150,178,550
210103001	Al Sector Público	92,854,043	-	45,611,600	-	-	138,465,643	38,983,800	61,919,100	12,967,200	26,252,200	12,967,200	26,252,200
210103001003	Aportes parafiscales	92,854,043	-	45,611,600	-	-	138,465,643	38,983,800	61,919,100	12,967,200	26,252,200	12,967,200	26,252,200
210103001003001	Servicio Nacional de Aprendizaje SENA	37,150,926	-	18,244,780	-	-	55,395,706	15,594,700	24,770,180	5,188,100	10,503,400	5,188,100	10,503,400
210103001003003	Instituto Colombiano de Bienestar Familiar -ICBF	55,703,117	-	27,366,820	-	-	83,069,937	23,389,100	37,148,920	7,779,100	15,748,800	7,779,100	15,748,800
210103003	Al Sector Privado	799,389,715	-	309,078,892	-	-	1,068,468,607	252,730,283	388,329,235	63,108,937	127,142,337	62,665,450	123,926,350
210103003001	Aportes a Prevision Social	685,114,419	-	272,589,622	-	-	957,704,041	221,546,183	338,799,265	52,736,637	106,147,437	52,295,150	102,331,450
210103003001001	Fondo de Cesantías	296,574,935	-	-	-	-	296,574,935	400,009	400,009	400,009	400,009	400,009	400,009
210103003001002	Intereses a las Cesantías	11,000,000	-	-	-	-	11,000,000	-	-	-	-	-	-
210103003001003	Fondo de Pensiones	199,346,395	-	144,778,983	-	-	344,125,378	119,030,718	179,289,401	27,424,864	55,386,519	26,981,377	53,508,177
210103003001005	Empresas Promotoras de Salud	138,703,117	-	106,340,700	-	-	245,043,817	83,953,146	130,673,846	19,426,764	39,348,964	19,426,764	38,217,864
210103003001007	Administradoras Riesgos Profesionales	39,489,972	-	21,469,939	-	-	60,959,911	18,162,310	28,436,009	5,487,000	11,011,945	5,487,000	10,805,400
210103003003	Aportes Parafiscales a las Cajas de Compensación Familiar	74,275,296	-	36,489,270	-	-	110,764,566	31,184,100	49,529,970	10,370,300	20,994,900	10,370,300	20,994,900
2102	GASTOS GENERALES	2,256,150,000	-	100,000,000	-	100,000,000	2,256,150,000	322,621,280	577,290,283	127,959,317	237,869,006	91,605,635	147,004,886
210201	Adquisición de Bienes	389,500,000	-	-	-	-	389,500,000	112,111,900	173,852,338	18,935,762	51,656,886	18,088,928	22,929,366
210201001	Materiales y Suministros	72,500,000	-	-	-	-	72,500,000	2,657,660	27,989,950	5,953,150	13,880,948	2,657,660	5,989,950
210201003	Compra de Equipos	10,000,000	-	-	-	-	10,000,000	-	-	-	-	-	-
210201005	Dotación de Personal	15,000,000	-	-	-	-	15,000,000	-	-	-	-	-	-
210201098	Otras Adquisiciones de Bienes	292,000,000	-	-	-	-	292,000,000	109,454,240	145,862,388	12,982,612	37,775,938	15,431,268	16,939,416
210201098001	Suministro de Combustible	180,000,000	-	-	-	-	180,000,000	109,157,000	125,489,498	8,679,972	24,489,498	15,134,028	15,466,526
210201098002	Papelaría y Material de Oficina	77,000,000	-	-	-	-	77,000,000	-	14,250,000	2,591,800	9,649,950	-	250,000
210201098003	Cafetería y Apoyo Logístico	35,000,000	-	-	-	-	35,000,000	297,240	6,122,890	1,710,840	3,636,490	297,240	1,222,890
210202	Adquisición de Servicios	1,866,650,000	-	100,000,000	-	100,000,000	1,866,650,000	210,509,380	403,437,945	109,023,555	186,212,120	73,516,707	124,075,520
210202001	Capacitación	500,000	-	-	-	-	500,000	-	-	-	-	-	-
210202003	Viáticos y Gastos de Viaje	63,000,000	-	-	-	-	63,000,000	4,017,303	7,134,424	4,017,303	7,024,424	4,572,377	6,971,887
210202005	Comunicaciones y Transporte	72,000,000	-	-	-	-	72,000,000	6,310,000	19,003,600	4,810,000	10,203,600	5,030,000	7,483,600
210202007	Servicios Públicos	537,000,000	-	-	-	100,000,000	437,000,000	42,743,516	85,532,201	42,743,516	83,032,201	42,743,516	76,860,062
210202008	Residuos Hospitalarios	-	-	100,000,000	-	-	100,000,000	-	-	-	-	-	-
210202009	Seguros	26,600,000	-	-	-	-	26,600,000	-	-	-	-	-	-
210202011	Publicidad	10,350,000	-	-	-	-	10,350,000	-	400,000	-	400,000	-	400,000
210202013	Impresos y Publicaciones	7,200,000	-	-	-	-	7,200,000	180,524	1,238,428	180,524	1,238,428	180,524	238,428
210202015	Mantenimiento	600,000,000	-	-	-	-	600,000,000	38,986,038	98,360,038	18,674,090	24,858,090	2,568,608	4,942,608
210202017	Vigilancia	50,000,000	-	-	-	-	50,000,000	-	-	-	-	-	-
210202019	Aseo	250,000,000	-	-	-	-	250,000,000	97,400,000	121,800,000	16,576,440	28,976,440	800,000	1,600,000
210202021	Arrendamientos	90,000,000	-	-	-	-	90,000,000	8,339,999	48,979,999	10,899,999	10,899,999	6,499,999	6,499,999
210202023	Comisiones, Intereses y demas Gastos Bancarios y Fiduciarios	125,000,000	-	-	-	-	125,000,000	12,532,000	20,989,255	11,121,683	19,578,938	11,121,683	19,078,936



NUMERAL	CONCEPTO	INICIAL	ADICION		DISMINUCION		PRESUPUESTO DEFINITIVO	COMPROMISOS		OBLIGACIONES		GIROS	
			MAYOR ING	TRASLADO	REDUCCI	TRASLADO		DEL MES	ACUMULADOS	DEL MES	ACUMULADAS	DEL MES	ACUMULADOS
210202027	Bienestar Social	35,000,000	-	-	-	-	35,000,000	-	-	-	-	-	-
2103	TRANSFERENCIAS CORRIENTES	109,787,154	-	-	-	-	109,787,154	2,125,370	15,446,698	2,953,486	4,681,190	3,521,820	3,521,820
210302	Transferencias Corrientes de Previsión Social	15,287,154	-	-	-	-	15,287,154	-	11,593,624	828,116	828,116	828,116	828,116
210302003	Pensiones	15,287,154	-	-	-	-	15,287,154	-	11,593,624	828,116	828,116	828,116	828,116
210302003001	Mesadas Pensionales	15,287,154	-	-	-	-	15,287,154	-	11,593,624	828,116	828,116	828,116	828,116
210398	Otras Transferencias	94,500,000	-	-	-	-	94,500,000	2,125,370	3,853,074	2,125,370	3,853,074	2,693,704	2,693,704
210398005	Cuentas de Auditoria	37,500,000	-	-	-	-	37,500,000	-	-	-	-	-	-
210398007	Sentencias y Conciliaciones	40,000,000	-	-	-	-	40,000,000	966,000	966,000	966,000	966,000	966,000	966,000
210398098	Otras Transferencias	17,000,000	-	-	-	-	17,000,000	1,159,370	2,887,074	1,159,370	2,887,074	1,727,704	1,727,704
2104	Cuentas por pagar vigencia anterior	3,200,000,000	-	410,589,989	-	-	3,610,589,989	-	3,610,589,988	408,058,243	1,415,225,093	408,058,243	1,415,225,093
2105	Vigencias Expiradas	1,131,000,000	-	-	-	327,813,826	803,186,174	-	803,186,173	227,616,069	276,188,354	227,616,069	276,188,354
22	GASTOS DE OPERACION	6,448,201,000	-	518,312,084	-	518,312,084	6,448,201,000	687,555,342	3,814,896,058	1,082,411,657	1,770,433,324	753,465,995	1,115,204,441
2201	GASTOS DE COMERCIALIZACION	6,448,201,000	-	518,312,084	-	518,312,084	6,448,201,000	687,555,342	3,814,896,058	1,082,411,657	1,770,433,324	753,465,995	1,115,204,441
220101	Compra de Bienes Para la Venta	4,105,001,000	-	-	-	518,312,084	3,586,688,916	502,677,342	1,178,174,476	344,815,061	634,599,212	52,706,147	56,203,281
220101001	medicamentos	1,255,000,000	-	-	-	-	1,255,000,000	105,000,000	358,067,100	120,512,489	237,720,449	52,706,147	53,773,247
220101002	Material Médico Quirúrgico	1,900,000,000	-	-	-	494,514,559	1,405,485,441	343,579,216	571,009,250	147,423,423	319,999,614	-	2,430,034
220101003	Material para Odontología	50,000,000	-	-	-	-	50,000,000	9,098,126	9,098,126	-	-	-	-
220101004	Material para Laboratorio	900,000,000	-	-	-	23,797,525	876,202,475	45,000,000	240,000,000	76,879,149	76,879,149	-	-
220101005	Material para Rx	1,000,000,000	-	-	-	-	1,000,000,000	-	-	-	-	-	-
220103	Compra de Servicios para la Venta	450,000,000	-	-	-	-	450,000,000	184,878,000	225,209,500	36,836,748	77,164,452	-	331,500
220103001	Alimentación	450,000,000	-	-	-	-	450,000,000	184,878,000	225,209,500	36,836,748	77,164,452	-	331,500
220198	Cuentas por pagar vigencia anterior	1,885,000,000	-	494,514,559	-	-	2,379,514,559	-	2,379,514,558	689,562,262	1,026,672,136	689,562,262	1,026,672,136
220199	Vigencias Expiradas	8,200,000	-	23,797,525	-	-	31,997,525	-	31,997,524	11,197,586	31,997,524	-	31,997,524
23	GASTOS DE INVERSION	1,618,500,000	-	79,244,297	-	79,244,297	1,618,500,000	-	543,131,099	119,340,560	182,936,452	117,540,560	181,136,452
2301	INFRAESTRUCTURA	1,182,000,000	-	79,244,297	-	79,244,297	1,182,000,000	-	543,131,099	119,340,560	182,936,452	117,540,560	181,136,452
230101	Infraestructura propia del Sector	470,000,000	-	-	-	-	470,000,000	-	5,400,000	3,600,000	3,600,000	1,800,000	1,800,000
230101003	Mejoramiento y Mantenimiento de Infraestructura Propia del Sector	470,000,000	-	-	-	-	470,000,000	-	5,400,000	3,600,000	3,600,000	1,800,000	1,800,000
230101003003	Seguro de Bienes	200,000,000	-	-	-	-	200,000,000	-	-	-	-	-	-
230101003005	Rehabilitación de Infraestructura ya Existentes	100,000,000	-	-	-	-	100,000,000	-	5,400,000	3,600,000	3,600,000	1,800,000	1,800,000
230101003029	Equipos de Comunicación	70,000,000	-	-	-	-	70,000,000	-	-	-	-	-	-
230101003053	Hospitales, Centros de Salud y Puestos de Salud	100,000,000	-	-	-	-	100,000,000	-	-	-	-	-	-
230102	Infraestructura Administrativa	100,000,000	-	-	-	-	100,000,000	-	-	-	-	-	-
230102003	Mejoramiento y Mantenimiento de Infraestructura Administrativa	100,000,000	-	-	-	-	100,000,000	-	-	-	-	-	-
230198	Cuentas por pagar vigencia anterior	500,000,000	-	-	-	79,244,297	420,755,703	-	346,486,803	115,740,560	179,336,452	115,740,560	179,336,452
230199	Vigencias Expiradas	112,000,000	-	79,244,297	-	-	191,244,297	-	191,244,296	-	-	-	-
2302	DOTACIÓN	436,500,000	-	-	-	-	436,500,000	-	-	-	-	-	-
230201	Equipos, Materiales, suministros y servicios propios del Sector	356,500,000	-	-	-	-	356,500,000	-	-	-	-	-	-
230201001	Adquisición y/o Producción de Equipos y Servicios Propios del Sector	106,500,000	-	-	-	-	106,500,000	-	-	-	-	-	-
230201001001	Dotacion y/o adquisicion de Maquinaria y Equipo, Software	30,000,000	-	-	-	-	30,000,000	-	-	-	-	-	-
230201001003	Dotacion de Instalaciones	20,000,000	-	-	-	-	20,000,000	-	-	-	-	-	-
230201001013	Dotacion de Hospitales, Centros de Salud y Puestos	26,500,000	-	-	-	-	26,500,000	-	-	-	-	-	-
230201001015	Adquisicion de Equipo de Laboratorio	10,000,000	-	-	-	-	10,000,000	-	-	-	-	-	-
230201001017	Adquisicion de Equipo Clínico	20,000,000	-	-	-	-	20,000,000	-	-	-	-	-	-
230201002	Mantenimiento de equipos, materiales, suministros y servicios propios del sector	250,000,000	-	-	-	-	250,000,000	-	-	-	-	-	-
230201002003	Instalaciones	100,000,000	-	-	-	-	100,000,000	-	-	-	-	-	-
230201002015	Equipo de Laboratorio	50,000,000	-	-	-	-	50,000,000	-	-	-	-	-	-
230201002017	Equipo Clínico	100,000,000	-	-	-	-	100,000,000	-	-	-	-	-	-
230202	Equipos, materiales, suministros y servicios administrativos	80,000,000	-	-	-	-	80,000,000	-	-	-	-	-	-
230202001	Adquisicion y/o produccion de equipos, materiales, suministros y servicios administrativos	80,000,000	-	-	-	-	80,000,000	-	-	-	-	-	-
230202001001	Adquisicion y/o produccion de equipos, materiales, suministro y servicios administrativos	80,000,000	-	-	-	-	80,000,000	-	-	-	-	-	-



LUIS EDUARDO CESPEDES DE LOS RIOS
GERENTE



ANTONIO MARIA GOMEZ BETANCURT
PROFESIONAL UNIVERSITARIO ESPECIALIZADO