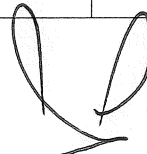
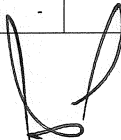


NUMERAL	CONCEPTO	PRESUPUESTO INICIAL	ADICION		DISMINUCION		PRESUPUESTO DEFINITIVO	COMPROMISOS		OBLIGACIONES		GIROS	
			MAYOR ING	TRASLADO	REDUCCION	TRASLADO		DEL MES	ACUMULADOS	DEL MES	ACUMULADAS	DEL MES	ACUMULADOS
2	GASTOS	28,012,519,140	2,209,044,523	2,398,988,553	-	2,398,988,553	30,221,563,663	1,082,508,747	20,889,301,168	3,278,522,767	11,439,570,904	2,833,746,673	7,917,871,864
21	GASTOS DE FUNCIONAMIENTO	20,248,656,727	23,001,000	1,244,823,415	-	1,244,823,415	20,271,657,727	621,246,085	14,304,843,962	1,521,032,399	7,255,564,036	1,529,997,049	5,316,395,392
2101	GASTOS DE PERSONAL	14,009,959,893	-	202,400,581	-	202,400,581	14,212,360,474	429,362,754	9,087,426,303	1,161,326,596	5,087,243,508	1,180,552,258	3,272,824,697
210101	Servicios Personales Asociados a la Nomina	1,925,194,088	-	-	-	-	1,925,194,088	137,337,141	535,598,399	137,337,141	535,598,399	133,444,555	401,713,275
210101001	Sueldos de Personal Nomina	1,498,247,090	-	-	-	-	1,498,247,090	125,410,151	498,219,429	125,410,151	498,219,429	122,428,723	372,763,378
210101001001	Sueldos	1,498,247,090	-	-	-	-	1,498,247,090	125,410,151	498,219,429	125,410,151	498,219,429	122,428,723	372,763,378
210101005	Bonificación por Servicios Prestados	55,904,454	-	-	-	-	55,904,454	3,599,696	18,396,830	3,599,696	18,396,830	5,584,405	14,797,134
210101007	Bonificación Especial por Recreación	8,331,865	-	-	-	-	8,331,865	677,193	1,169,855	677,193	1,169,855	366,957	859,619
210101013	Horas Extras y Días Festivos	60	-	-	-	-	60	-	-	-	-	-	-
210101017	Prima de Navidad	157,849,679	-	-	-	-	157,849,679	-	-	-	-	-	-
210101019	Prima de Servicios	83,547,536	-	-	-	-	83,547,536	-	-	-	-	-	-
210101021	Prima de Vacaciones	73,271,303	-	-	-	-	73,271,303	5,685,708	10,177,766	5,685,708	10,177,766	3,130,960	7,623,018
210101023	Prima o Subsidio de Alimentación	11,265,073	-	-	-	-	11,265,073	832,352	3,182,803	832,352	3,182,803	810,290	2,350,451
210101031	Auxilio de Transporte	15,282,323	-	-	-	-	15,282,323	1,132,041	4,451,716	1,132,041	4,451,716	1,123,220	3,319,675
210101033	Indemnización por Vacaciones	21,494,705	-	-	-	-	21,494,705	-	-	-	-	-	-
210102	Servicios Personales Indirectos	11,365,002,000	-	-	-	-	11,365,002,000	249,723,413	8,181,501,423	981,687,255	4,181,318,628	958,237,003	2,703,185,522
210102003	Honorarios Profesionales	9,150,000,000	-	-	-	-	9,150,000,000	225,998,413	6,686,726,423	736,931,531	3,207,312,808	709,540,371	1,978,789,276
210102003001	Asistenciales	8,500,000,000	-	-	-	-	8,500,000,000	220,998,413	6,489,360,615	699,870,563	3,077,068,936	677,479,403	1,882,606,372
210102003002	Administrativos	650,000,000	-	-	-	-	650,000,000	5,000,000	197,365,808	37,060,968	130,243,872	32,060,968	96,182,904
210102009	Remuneración por Servicios Técnicos	2,215,000,000	-	-	-	-	2,215,000,000	23,725,000	1,494,775,000	244,755,724	974,005,820	248,696,632	724,396,246
210102009001	Asistenciales	1,500,000,000	-	-	-	-	1,500,000,000	14,550,000	886,900,000	148,695,024	594,528,174	152,475,000	443,726,900
210102009002	Administrativos	715,000,000	-	-	-	-	715,000,000	9,175,000	607,875,000	96,060,700	379,477,646	96,221,632	280,669,346
210102011	Remuneración de Aprendices	1,000	-	-	-	-	1,000	-	-	-	-	-	-
210102098	Otros Servicios Personales Indirectos	1,000	-	-	-	-	1,000	-	-	-	-	-	-
210103	Contribuciones Inherentes a la Nómina	719,763,805	-	202,400,581	-	-	922,164,386	42,302,200	370,326,481	42,302,200	370,326,481	88,870,700	167,925,900
210103001	Al Sector Público	91,480,324	-	-	-	-	91,480,324	7,054,800	27,301,900	7,054,800	27,301,900	14,692,100	27,301,900
210103001003	Aportes parafiscales	91,480,324	-	-	-	-	91,480,324	7,054,800	27,301,900	7,054,800	27,301,900	14,692,100	27,301,900
210103001003001	Servicio Nacional de Aprendizaje SENA	36,726,726	-	-	-	-	36,726,726	2,822,800	10,923,600	2,822,800	10,923,600	5,878,100	10,923,600
210103001003003	Instituto Colombiano de Bienestar Familiar -ICBF	54,753,598	-	-	-	-	54,753,598	4,232,000	16,378,300	4,232,000	16,378,300	8,814,000	16,378,300
210103003	Al Sector Privado	628,283,481	-	202,400,581	-	-	830,684,062	35,247,400	343,024,581	35,247,400	343,024,581	74,178,600	140,624,000
210103003001	Aportes a Previsión Social	555,589,091	-	202,400,581	-	-	757,989,672	29,603,200	321,188,881	29,603,200	321,188,881	62,425,800	118,788,300
210103003001001	Fondo de Cesantías	168,000,000	-	202,400,581	-	-	370,400,581	-	202,400,581	-	202,400,581	-	-
210103003001002	Intereses a las Cesantías	11,000,000	-	-	-	-	11,000,000	-	-	-	-	-	-
210103003001003	Fondo de Pensiones	189,838,068	-	-	-	-	189,838,068	15,491,200	62,203,000	15,491,200	62,203,000	32,690,900	62,203,000
210103003001005	Empresas Promotoras de Salud	149,233,488	-	-	-	-	149,233,488	10,973,200	44,062,600	10,973,200	44,062,600	23,157,700	44,062,600
210103003001007	Administradoras Riesgos Profesionales	37,517,535	-	-	-	-	37,517,535	3,138,800	12,522,700	3,138,800	12,522,700	6,577,200	12,522,700
210103003003	Aportes Parafiscales a las Cajas de Compensación Familiar	72,694,390	-	-	-	-	72,694,390	5,644,200	21,835,700	5,644,200	21,835,700	11,752,800	21,835,700
2102	GASTOS GENERALES	1,588,386,617	23,001,000	120,000,000	-	110,000,000	1,621,387,617	191,297,398	1,038,098,826	199,613,469	648,492,598	188,766,524	524,849,382
210201	Adquisición de Bienes	364,000,000	-	10,000,000	-	10,000,000	364,000,000	24,466,448	186,497,396	28,504,973	97,399,944	31,217,461	64,252,873
210201001	Materiales y Suministros	35,000,000	-	10,000,000	-	-	45,000,000	6,931,685	38,736,633	4,080,297	18,046,466	9,161,527	13,776,475
210201003	Compra de Equipos	20,000,000	-	-	-	-	20,000,000	5,400,000	5,400,000	-	-	-	-
210201005	Dotación de Personal	15,000,000	-	-	-	-	15,000,000	-	-	-	-	-	-
210201098	Otras Adquisiciones de Bienes	294,000,000	-	-	-	-	294,000,000	12,134,763	142,360,763	24,424,676	79,353,478	22,055,934	50,476,398
210201098001	Suministro de Combustible	190,000,000	-	-	-	-	190,000,000	399,533	102,505,533	12,793,096	53,087,158	21,150,704	42,851,548



NUMERAL	CONCEPTO	PRESUPUESTO INICIAL	ADICION		DISMINUCION		PRESUPUESTO DEFINITIVO	COMPROMISOS		OBLIGACIONES		GIROS	
			MAYOR ING	TRASLADO	REDUCCION	TRASLADO		DEL MES	ACUMULADOS	DEL MES	ACUMULADAS	DEL MES	ACUMULADOS
210201098002	Papelería y Material de Oficina	80,000,000					80,000,000	10,650,000	21,750,000	6,600,060	17,040,000	150,000	4,654,220
210201098003	Cafetería y Apoyo Logístico	24,000,000					24,000,000	1,085,230	18,105,230	5,031,520	9,226,320	755,230	2,970,630
<b>210202</b>	<b>Adquisición de Servicios</b>	<b>1,224,386,617</b>	<b>23,001,000</b>	<b>110,000,000</b>	-	<b>100,000,000</b>	<b>1,257,387,617</b>	<b>166,830,950</b>	<b>851,601,430</b>	<b>171,108,496</b>	<b>551,092,654</b>	<b>157,549,063</b>	<b>460,596,509</b>
210202001	Capacitación	500,000					500,000	-	-	-	-	-	-
210202003	Viatcos y Gastos de Viaje	40,000,000					40,000,000	5,900,886	18,816,640	5,900,886	18,816,640	5,376,984	17,905,868
210202005	Comunicaciones y Transporte	30,000,000		20,000,000			50,000,000	6,653,600	38,099,215	6,653,600	21,054,015	5,264,300	15,409,915
210202007	Servicios Públicos	350,000,000					350,000,000	54,175,608	207,134,964	57,045,608	204,264,964	57,045,608	204,264,964
210202009	Seguros	20,000,000					20,000,000	-	20,000,000	-	20,000,000	-	-
210202011	Publicidad	2,000,000					2,000,000	600,000	600,000	600,000	600,000	600,000	600,000
210202013	Impresos y Publicaciones	2,000,000		1,000,000			3,000,000	140,000	1,379,306	140,000	1,379,306	40,000	279,306
210202015	Mantenimiento	349,886,617		50,000,000			399,886,617	71,771,247	336,046,316	43,218,247	128,519,260	42,455,194	107,313,837
210202017	Vigilancia	100,000,000				100,000,000	-	-	-	-	-	-	-
210202019	Aseo	150,000,000		39,000,000			189,000,000	969,850	149,144,850	18,630,155	96,058,089	28,368,884	57,368,884
210202021	Arrendamientos	50,000,000					50,000,000	11,500,000	42,426,380	6,380,000	25,026,380	6,380,000	25,026,380
210202023	Comisiones, Intereses y demas Gastos Bancarios y Fiduciarios	120,000,000					120,000,000	15,119,759	37,953,759	12,540,000	35,374,000	12,018,093	32,427,355
210202027	Bienestar Social	10,000,000	23,001,000				33,001,000	-	-	-	-	-	-
<b>2103</b>	<b>TRANSFERENCIAS CORRIENTES</b>	<b>90,000,000</b>	-	-	-	-	<b>90,000,000</b>	<b>585,933</b>	<b>45,705,190</b>	<b>1,367,175</b>	<b>37,111,528</b>	<b>1,953,108</b>	<b>36,004,911</b>
<b>210302</b>	<b>Transferencias Corrientes de Previsión Social</b>	<b>15,000,000</b>	-	-	-	-	<b>15,000,000</b>	-	<b>10,937,388</b>	<b>781,242</b>	<b>2,343,726</b>	<b>781,242</b>	<b>2,343,726</b>
<b>210302003</b>	<b>Pensiones</b>	<b>15,000,000</b>	-	-	-	-	<b>15,000,000</b>	-	<b>10,937,388</b>	<b>781,242</b>	<b>2,343,726</b>	<b>781,242</b>	<b>2,343,726</b>
210302003001	Mesadas Pensionales	15,000,000					15,000,000	-	10,937,388	781,242	2,343,726	781,242	2,343,726
<b>210398</b>	<b>Otras Transferencias</b>	<b>75,000,000</b>	-	-	-	-	<b>75,000,000</b>	<b>585,933</b>	<b>34,767,802</b>	<b>585,933</b>	<b>34,767,802</b>	<b>1,171,866</b>	<b>33,661,185</b>
210398005	Cuotas de Auditoría	23,000,000					23,000,000	-	-	-	-	-	-
210398007	Sentencias y Conciliaciones	40,000,000					40,000,000	-	30,325,529	-	30,325,529	-	30,325,529
210398008	Otras Transferencias	12,000,000					12,000,000	585,933	4,442,273	585,933	4,442,273	1,171,866	3,335,656
2104	Cuentas por pagar vigencia anterior	4,560,310,217				1,134,823,415	3,425,486,802	-	3,211,190,809	41,322,070	1,346,940,040	41,322,070	1,346,940,040
2105	VIGENCIAS ESPIRADAS	-		922,422,834			922,422,834	-	922,422,834	117,403,089	135,776,362	117,403,089	135,776,362
<b>22</b>	<b>GASTOS DE OPERACION</b>	<b>6,613,169,595</b>	<b>194,374,308</b>	<b>1,134,165,138</b>	-	<b>1,134,165,138</b>	<b>6,807,543,903</b>	<b>444,078,872</b>	<b>4,661,571,550</b>	<b>1,616,113,759</b>	<b>3,578,888,641</b>	<b>1,239,217,072</b>	<b>2,087,244,302</b>
<b>2201</b>	<b>GASTOS DE COMERCIALIZACION</b>	<b>6,613,169,595</b>	<b>194,374,308</b>	<b>1,134,165,138</b>	-	<b>1,134,165,138</b>	<b>6,807,543,903</b>	<b>444,078,872</b>	<b>4,661,571,550</b>	<b>1,616,113,759</b>	<b>3,578,888,641</b>	<b>1,239,217,072</b>	<b>2,087,244,302</b>
<b>220101</b>	<b>Compra de Bienes Para la Venta</b>	<b>2,062,001,000</b>	<b>194,374,308</b>	-	-	-	<b>2,256,375,308</b>	<b>443,582,872</b>	<b>1,716,148,628</b>	<b>382,580,943</b>	<b>1,413,345,691</b>	<b>10,460,256</b>	<b>26,396,852</b>
220101001	medicamentos	900,000,000					900,000,000	85,003,656	502,969,412	111,882,920	468,161,146	10,460,256	21,796,852
220101002	Material Médico Quirúrgico	800,000,000	94,374,308				894,374,308	243,579,216	778,179,216	145,971,459	664,665,510	-	4,600,000
220101003	Material para Odontología	12,000,000					12,000,000	-	-	-	-	-	-
220101004	Material para Laboratorio	350,000,000	100,000,000				450,000,000	115,000,000	435,000,000	124,726,564	280,519,035	-	-
220101005	Material para Rx	1,000					1,000	-	-	-	-	-	-
<b>220103</b>	<b>Compra de Servicios para la Venta</b>	<b>300,000,000</b>	-	-	-	-	<b>300,000,000</b>	<b>496,000</b>	<b>231,004,404</b>	<b>35,899,500</b>	<b>135,897,404</b>	<b>31,123,500</b>	<b>31,201,904</b>
220103001	Alimentación	300,000,000					300,000,000	496,000	231,004,404	35,899,500	135,897,404	31,123,500	31,201,904
220198	Cuentas por pagar vigencia anterior	4,251,168,595				1,134,165,138	3,117,003,457	-	1,580,253,380	258,671,972	1,063,659,202	258,671,972	1,063,659,202
220199	Vigencias Expiradas	-		1,134,165,138			1,134,165,138	-	938,961,344	965,986,344	938,961,344	965,986,344	965,986,344
<b>23</b>	<b>GASTOS DE INVERSION</b>	<b>1,150,692,818</b>	<b>1,991,669,215</b>	<b>20,000,000</b>	-	<b>20,000,000</b>	<b>3,142,362,033</b>	<b>17,183,790</b>	<b>1,922,885,656</b>	<b>141,376,609</b>	<b>605,118,227</b>	<b>64,532,552</b>	<b>514,232,170</b>
<b>2301</b>	<b>INFRAESTRUCTURA</b>	<b>640,692,818</b>	<b>1,991,669,215</b>	-	-	-	<b>2,632,362,033</b>	-	<b>1,848,939,382</b>	<b>135,732,249</b>	<b>550,860,263</b>	<b>62,272,552</b>	<b>477,400,566</b>
<b>230101</b>	<b>Infraestructura propia del Sector</b>	<b>420,000,000</b>	<b>350,000,000</b>	-	-	-	<b>770,000,000</b>	-	<b>136,577,349</b>	<b>135,732,249</b>	<b>135,732,249</b>	<b>62,272,552</b>	<b>62,272,552</b>
<b>230101003</b>	<b>Mejoramiento y Mantenimiento de Infraestructura Propia del Sector</b>	<b>420,000,000</b>	<b>350,000,000</b>	-	-	-	<b>770,000,000</b>	-	<b>136,577,349</b>	<b>135,732,249</b>	<b>135,732,249</b>	<b>62,272,552</b>	<b>62,272,552</b>






ESE HOSPITAL SAN FELIX LA DORADA  
 NIT. 810000913  
**EJECUCION PRESUPUESTAL DE GASTOS**  
 MES : ABRIL PERIODO FISCAL : 2018

VIGILADO Supersalud

NUMERAL	CONCEPTO	PRESUPUESTO INICIAL	ADICION		DISMINUCION		PRESUPUESTO DEFINITIVO	COMPROMISOS		OBLIGACIONES		GIROS	
			MAYOR ING	TRASLADO	REDUCCION	TRASLADO		DEL MES	ACUMULADOS	DEL MES	ACUMULADAS	DEL MES	ACUMULADOS
230101003003	Seguro de Bienes	150,000,000					150,000,000	-	136,577,349	135,732,249	135,732,249	62,272,552	62,272,552
230101003005	Rehabilitación de Infraestructura ya Existentes	50,000,000					50,000,000	-	-	-	-	-	-
230101003029	Equipos de Comunicación	70,000,000					70,000,000	-	-	-	-	-	-
230101003053	Hospitales, Centros de Salud y Puestos de Salud	150,000,000	350,000,000				500,000,000	-	-	-	-	-	-
<b>230102</b>	<b>Infraestructura Administrativa</b>	<b>150,000,000</b>	-	-	-	-	150,000,000	-	-	-	-	-	-
230102003	Mejoramiento y Mantenimiento de Infraestructura Administrativa	150,000,000					150,000,000	-	-	-	-	-	-
230198	Cuentas por pagar vigencia anterior	70,692,818	1,641,669,215				1,712,362,033	-	1,712,362,033	-	415,128,014	-	415,128,014
<b>2302</b>	<b>DOTACIÓN</b>	<b>510,000,000</b>	-	20,000,000	-	20,000,000	510,000,000	17,183,790	73,946,274	5,644,360	54,257,964	2,260,000	36,831,604
230201	Equipos, Materiales, suministros y servicios propios del Sector	460,000,000				20,000,000	440,000,000	-	56,762,484	-	48,613,604	-	34,571,604
<b>230201001</b>	<b>Adquisición y/o Producción de Equipos y Servicios Propios del Sector</b>	<b>290,000,000</b>	-	-	-	20,000,000	270,000,000	-	37,482,034	-	37,333,154	-	23,291,154
230201001001	Dotacion y/o adquisicion de Maquinaria y Equipo, Software	150,000,000				20,000,000	130,000,000	-	-	-	-	-	-
230201001003	Dotacion de Instalaciones	50,000,000					50,000,000	-	-	-	-	-	-
230201001013	Dotacion de Hospitales, Centros de Salud y Puestos	50,000,000					50,000,000	-	8,500,000	-	8,500,000	-	8,500,000
230201001015	Adquisicion de Equipo de Laboratorio	10,000,000					10,000,000	-	-	-	-	-	-
230201001017	Adquisicion de Equipo Clínico	30,000,000					30,000,000	-	28,982,034	-	28,833,154	-	14,791,154
<b>230201002</b>	<b>Mantenimiento de equipos, materiales, suministros y servicios propios del sector</b>	<b>170,000,000</b>	-	-	-	-	170,000,000	-	19,280,450	-	11,280,450	-	11,280,450
230201002003	Instalaciones	150,000,000					150,000,000	-	19,280,450	-	11,280,450	-	11,280,450
230201002015	Equipo de Laboratorio	10,000,000					10,000,000	-	-	-	-	-	-
230201002017	Equipo Clínico	10,000,000					10,000,000	-	-	-	-	-	-
<b>230202</b>	<b>Equipos, materiales, suministros y servicios administrativos</b>	<b>50,000,000</b>	-	20,000,000	-	-	70,000,000	17,183,790	17,183,790	5,644,360	5,644,360	2,260,000	2,260,000
<b>230202001</b>	<b>Adquisición y/o producción de equipos, materiales, suministros y servicios administrativos</b>	<b>50,000,000</b>	-	20,000,000	-	-	70,000,000	17,183,790	17,183,790	5,644,360	5,644,360	2,260,000	2,260,000
230202001001	Adquisición y/o producción de equipos, materiales, suministro y servicios administrativos	50,000,000		20,000,000			70,000,000	17,183,790	17,183,790	5,644,360	5,644,360	2,260,000	2,260,000

  
 LUIS EDUARDO CESPEDES DE LOS RIOS  
 GERENTE

  
 ANTONIO MARIA GOMEZ BETANCURT  
 PROFESIONAL UNIVERSITARIO ESPECIALIZADO